

New Homeowner's Checklist



Always Replace these Items



All Door Locks

Those keys are the old locks to the home. Tell clients to change them immediately!



Toilet Seats

Yuck. No one wants to sit on old used toilet seats! They are cheap at most home improvement stores.



The Air Filter

It is recommended that homeowners change out the air filter when they take possession of the home.



Maximize Energy Efficiency with a Mini Home Energy Audit



Hunt for Water Leaks

New homeowners should look at all faucets, pipes and water valves. Check for any drips.



Adjust the Hot Water Heater Temperature

Adjust the temperature to a recommended 120 degrees.



Switch out the Bulbs

If those bulbs aren't LED, replace them.



Adjust the Thermostat

Make adjustments as necessary according to personal comfort and budget.



Call Utility Providers about Rebates/Offers

Contact your utility provider to inquire about any rebates, special programs or other options to help lower bills and get the best rate.

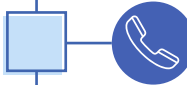


Tying Up Loose Ends



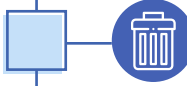
Change Your Address

Notify the post office of their new address and have mail forwarded from their old address.



Update a Landline Phone Number

Make sure the line (and number!) is changed or moved to the new home.



Talk Trash

Call the waste disposal company to establish a new account and go over pick-up days.



Notify the School District

Parents should contact the district with updated information.

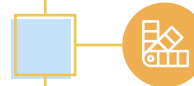


Become Familiar with the HOA Policies

Homeowners need to be familiar with the rules of the association.



Let's Decorate!



Choose a New Paint Hue

Stick with a palette that complements or coordinates with your furniture and décor.



Cover the Windows

Curtains can also help you save money if they are energy efficient!



Deck the Walls

This is the prime opportunity to begin to find your personal décor style.

Brought to you by

